

## Product Selection Choosing the correct type of pump

### Positive Head System fig1

Positive head pumps operate under positive head conditions and are suitable for installation into open vented hot and cold water systems. Positive head pumps require a minimum gravity flow of approximately 0.6 litres/minute.

### Negative Head System fig2

Negative head pumps are fully automatic, will work under both positive and negative head conditions and are suitable for installation into open vented hot and cold water systems. Negative head pumps do not require a gravity flow of water to start the pump.

### Twin Pumps fig3a

Designed for installation into both the hot and cold water supplies therefore boosting both.

### Single Pumps fig3b

Designed to boost single water supplies: Premixed, Hot or Cold.

### Pressure

Pumps are rated in 'bar' which is the measure of pressure – 1 bar pressure being equal to 10 metres static head of water.

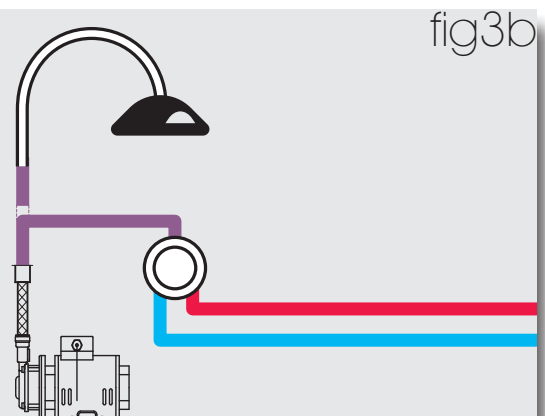
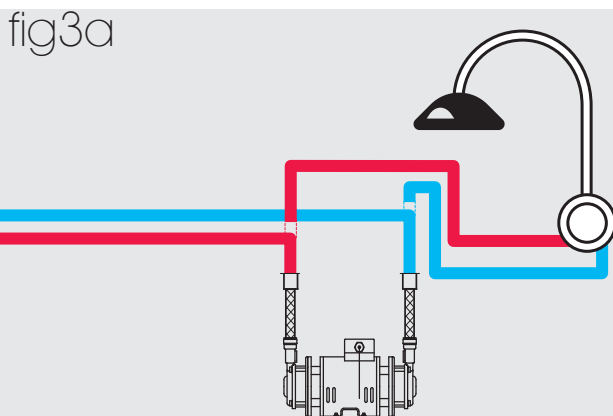
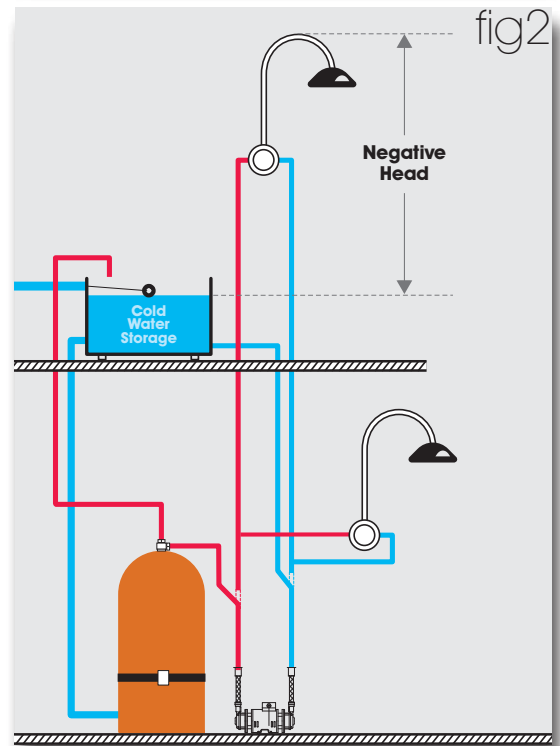
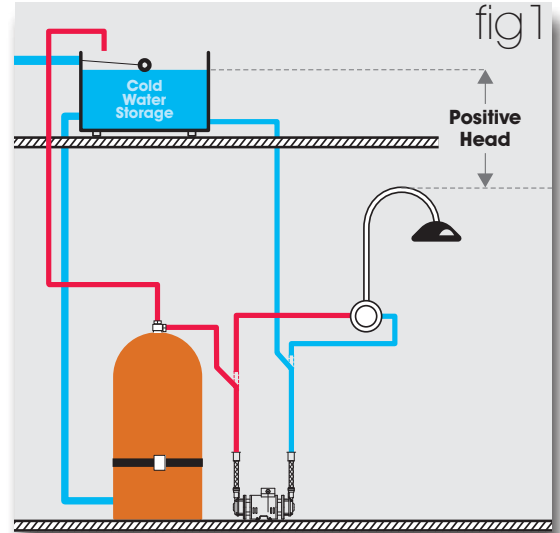
The higher the bar rating the higher the pressure.

The following is a general guide for applications:

**Up to 1.0 bar pressure = Low boost**

**Up to 2.0 bar pressure = Medium boost**

**3.0 plus bar pressure = High boost**



**plumbworld**  
**Big brands, small prices.**

Pdf Supplied By <http://www.plumbworld.co.uk/>